


KELVIN Clim **W270**

Cooling Capacity: 270 kW



Packaged water cooled liquid chillers for indoor installation, equipped with oil-free centrifugal compressors with magnetic levitation bearings and plate heat exchangers

KELVIN Clim W270

KELVIN CLIM W270 : Packaged water cooled liquid chillers for indoor installation, equipped with oil-free centrifugal compressors with magnetic levitation bearings and plate heat exchangers

Cooling Capacity: 270 kW



KELVIN AIR CONDITIONING



MAIN FEATURES

- Water cooled liquid chiller.
- 1 size designed for installation in parallel.
- EER 4,39.
- ESEER 7,67.
- Oil-free centrifugal compressors with magnetic levitation bearings.
- Inverter driven.
- R134a Refrigerant charge.
- Single refrigerant circuit.
- Electronic expansion valve.
- Plate type heat exchangers.
- Suitable for indoor installation.

MAIN BENEFITS

- Compact version with plate heat exchangers. 270kW at just 1.3m².
- Installation in parallel of many units, to achieve high cooling capacity in reduced spaces.
- No need of power factor correction.
- Minimum starting current (LRA).
- High ESEER.
- Quiet operation.
- Microprocessor control system with 7" touch screen display.
- Extremely easily of maintenance.
- Complete set of components dedicated to the safety of the unity.
- Eurovent Certification.(pending)

INDOOR INSTALLATION

The machines are designed for indoor installation.

DESIGNED FOR INSTALLATION IN PARALLEL

MAGNETIC LEVITATION CENTRIFUGAL COMPRESSOR

The KELVIN CLIM W270 liquid chillers are equipped with two-stage centrifugal compressor with variable speed, which is able to follow punctually plant demands, obtaining values of energy efficiency ratio (EER) growing in a narrowing of the cooling load. The compressors of the KELVIN CLIM W270 liquid chillers are equipped with magnetic levitation oil-free bearings which compared to traditional ball bearings, completely eliminate all the maintenance procedures of lubrication.

WORKING LIMITS IN COOLING MODE

Chilled water outlet temperature: 5~18°C
Condenser outlet water temperature: 20~52°C



MAIN COMPONENTS

FRAMEWORK

- Base and self supporting frame in steel plate with protective surfaces treatment in compliance with UNI ISO 9227/ASTM B117 and ISO 7253, and painted with epoxy powders.
- Colour: RAL 9002.

COMPRESSORS

- Twin-turbine centrifugal compressor, oil-free type, optimized for R134a refrigerant. The term "oil-free" refers to the total absence of lubricating oil within the compressor.
- Magnetic levitation bearings.
- Manometric compression ratio: 1.5 ~ 5.0.
- Stepless capacity control through integrated inverter.
- High efficiency permanent-magnet synchronous motor with integrated Soft-Start system (starting current limited to 5A).
- Power factor motor $\cos\phi > 0.9$ for a large part of the operating range.
- Motor and electronic power section cooling by liquid refrigerant injection into the integrated cooling circuit.
- Electric motor thermal protection via internal winding temperature sensors.
- Electronic integrated control for operation and alarms status.
- Sensor on refrigerant discharge for temperature monitoring.
- Inner sensors for electronic components and inverter temperature control.
- Security system to protect the crankshaft and magnetic bearings in the event of failure of power supply.
- Degree of protection: IP54.

EVAPORATOR

- Copper brazed plate type with cover plates, plates and connections in AISI 316 stainless steel.
- Antic condensate insulation made of polyurethane.
- Temperature sensors on water inlet and outlet.
- Water flow switch for water flow control on water outlet towards the plant, not installed but supplied in kit.
- Hydraulic connections with grooved end supplied as standard with flexible joint and adapter pipe to be welded.

CONDENSER

- Copper brazed plate type with cover plates, plates and connections in AISI 316 stainless steel.
- Antic condensate insulation made of polyurethane.
- Hydraulic connections with grooved end supplied as standard with flexible joint and adapter pipe to be welded.

REFRIGERANT CIRCUIT

Components for each refrigerant circuit:

- Capacitive level sensor connected to the driver of the expansion valve.
- Electronic expansion valve that allows high performance and system efficiency and for the refrigerant level control in the evaporator.
- Electronic by-pass valve for compressor start.
- Non return valve on by-pass line for compressor start.
- Sight glass.
- Filter dryer on liquid line.
- Service valve on liquid line.
- Service valve on gas discharge.
- Non return valve on gas discharge.
- Safety valve on low pressure side.
- Safety valve on high pressure side.
- Pressure transducers with indication, control and protection functions, on low and high refrigerant pressure.
- High pressure safety switch with manual reset.
- Refrigerant circuit with copper tubing with antic condensate insulation of the suction line.
- Plastic capillary hoses for pressure sensors connection.
- R134a refrigerant charge.

ELECTRICAL PANEL

In accordance with EN60204-1 norms, suitable for indoor installation, complete with:

- Main switch with door lock safety.
- Fuses for compressors.
- Contactors for compressors.
- Transformer for auxiliary circuit and microprocessor supply.
- Panel with machine controls.
- Power supply 400/3/50.

CONTROL SYSTEM

- Microprocessor system with "Touch Screen" graphic display for control and monitor of operating and alarms status. The system includes:
 - Voltage free contact for remote general alarm.
 - Voltage free contact for external alarm. The inlet is associable with refrigerant gas leak detector (optional accessory).
 - Main components hour-meter.
 - Recording of the last 24 occurred alarms.
 - Non-volatile "Flash" memory for data storage.
 - Menu with protection password.

OPTIONAL ACCESSORIES

KELVIN Clim W270	270 K T1
172 - Rubber support (kit)	●
Service valve on compressor group suction	●
1003 - Analogic flowmeter	●
1005 - Power supply analyzer	●
1009 - Multimeter kit	●
Refrigerant gas leak detector	●
943 - Data Logger	●
923 - KELVIN-Com MBUS/JBUS Serial board	●
926 - LON Serial board	●
931 - BACnet Ethernet - SNMP - TCP/IP Serial board	●
932 - BACnet MS/TP Serial board	●
942 - Serial card for GSM Modem	●
962 - Kit modem GSM	●
957 - Plantwatch without modem	●
930 - Remote graphic terminal kit	●
889 - Master plant SEQUENCER	●
KELVIN CLOUD PLATFORM	●

● available accessory; - not available accessory

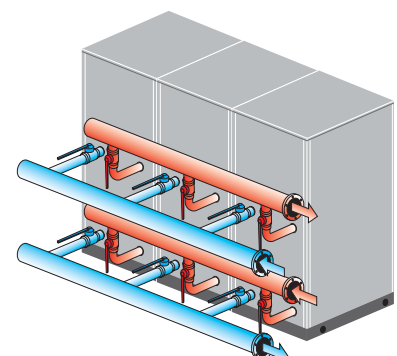
TECHNICAL DATA KELVIN Clim W270

KELVIN Clim W270	270 T1	
Cooling capacity (1)	kW	270
Unit power input	kW	61,5
Evaporator water flow rate	m³/h	46,4
Evaporator pressure drop	kPa	23
Condenser water flow rate	m³/h	56,7
Condenser pressure drop	kPa	23
Compressors		centrifugal
Quantity	n.	1
Capacity control	%	%100...%28
Refrigerant		R134a
Total refrigerant charge (optional excluded)	kg	35
Gas circuits	n.	1
Power supply	V/Ph/Hz	50/3/400
Max unit operating current (FLA)	A	141,7
Unit starting current (LRA)	A	5
EER (1)	kW/kW	4,39
ESEER		7,67
Sound power level [Lw] (2)	dB(A)	86
Average sound pressure level [Lpm] (3)	dB(A)	69,4
Net weight	kg	1120
Hydraulic connections		
Evaporator IN/OUT - OD (4)	Ø mm	88,9
Condenser IN/OUT - OD (4)	Ø mm	88,9

1. Referred to chilled water temperature 12/7°C – 0% glycol solution; water temperature to the condenser 30/35°C. Fouling factor of the exchangers 0,043 m²K/kW.
2. Sound power level [Lw] according to ISO EN 9614 - 2.
3. Average sound pressure level [Lpm] 1m far according to ISO EN 3744.
4. Hydraulic connection with grooved end, supplied as standard with fl exible joint and adapter pipe.

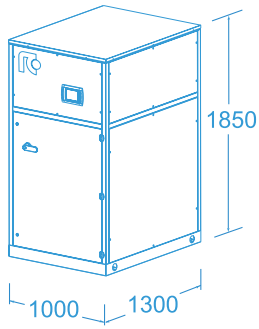
DESIGNED FOR INSTALLATION IN PARALLEL

The "K" version is designed for installation in parallel, to achieve high cooling capacity in reduced spaces with high silentness need.



DIMENSIONS (mm)

KELVIN Clim W270



- Note

- Note

