


KELVIN **Clim A6**

Cooling capacity: 6 ~ 46 kW



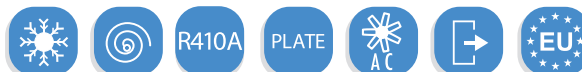
Air cooled liquid chillers with scroll compressors, plate heat exchangers and axial fans

KELVIN Clim A6

KELVIN Clim A6 : Air cooled liquid chillers for outdoor installation, equipped with scroll compressors and axial fans
Cooling Capacity: 6 ~ 46 kW



KELVIN AIR CONDITIONING



MAIN FEATURES

- Air cooled liquid chiller.
- 14 models available, for a wide selection opportunity.
- Average step of 10kW.
- EER up to 2,93.
- ESEER up to 3,57.
- Scroll compressors.
- R410A Refrigerant charge.
- Single air circuit.
- Plate type heat exchanger.
- Axial fans AC.
- Suitable for outdoor installation.

MAIN BENEFITS

- High ESEER.
- Availability of inverter pumping groups.
- Easily of maintenance.
- Eurovent Certification.(pending)

OUTDOOR INSTALLATION

The machines are made with weather resistant materials and suitable for outdoor installation.

WORKING LIMITS IN COOLING MODE

Chilled water outlet temperature: -12~20°C
Ambient temperature: -10~45°C



MAIN COMPONENTS

FRAMEWORK

- Base, self supporting frame and panelling in steel plate with protective surfaces treatment in compliance with UNI ISO 9227/ASTMB117 and ISO 7253, and painted with epoxy powders.
- Colour: RAL 9002

COMPRESSORS

- Orbiting spiral (SCROLL) hermetic compressors with spiral profile optimized for R410A refrigerant.
- ON / OFF capacity control (0 / 100% each compressor).
- 2-pole 3-phase electric motor with direct on line starting.
- Crankcase heater.
- Electric motor thermal protection via internal winding temperature sensors.
- Terminal box with IP54 enclosure class.
- Rubber supports.

EVAPORATOR

- Copper brazed plate type with cover plates, plates and connections in AISI 316 stainless steel.
- Anticondensate insulation made of neoprene.
- Temperature sensors on water inlet and outlet.
- Differential water pressure switch for water flow control.
- Antifreeze heater.

CONDENSING COIL

- Heat exchanger coil with copper tubes and high efficiency aluminium fins, specifically developed to provide high heat transfer and lower pressure drops.
- Frame in galvanized steel.

FANS SECTION

- Axial fans with sickle-shaped blades, fan guard and optimized for low noise levels.
- External rotor AC type electric motor with stepless variable speed for pressure control.
- IP54 enclosure class.

REFRIGERANT CIRC

- Thermostatic expansion valve.
- Sight glass.
- Filter dryer on liquid line.
- Safety valve on high and low pressure side.
- Pressure transducers with indication, control and protection functions, on low and high refrigerant pressure.
- R410A refrigerant charge.

ELECTRICAL PANEL

In accordance with EN60204-1 norms, suitable for outdoor installation, complete with:

- Main switch with door lock safety from model T19 included.
- Contactors for compressor.
- Transformer for auxiliary circuit and microprocessor supply.
- Panel with machine controls.
- Power supply: 230/1/50 for M models.
- Power supply: 400/3/50+N for T models.

CONTROL SYSTEM

- Microprocessor control. The system includes:
 - Display for the visualization of the alarm codes, set values and temperature values.
 - Dynamic set point.
 - Compressor running hour meter.
 - Contact for general alarm remotization.
 - "Low Temperature" set for operation with chilled water production up to - 8°C.
 - Menu with protection password.

OPTIONAL ACCESSORIES

KELVIN Clim A6	M6	M7	M9	M11	T6	T7	T9	T11	T13	T15	T19
Hydronic group with inverter pump	•	•	•	•	•	•	•	•	•	•	•
764 - Water tank	•	•	•	•	•	•	•	•	•	•	•
765 - Pipes water tank (kit)	•	•	•	•	•	•	•	•	•	•	•
1002 - Soft Starter	•	•	•	•	•	•	•	•	•	•	•
Ambient temperature sensor	•	•	•	•	•	•	•	•	•	•	•
Air/gas coils Cu/Cu	•	•	•	•	•	•	•	•	•	•	•
Air/gas coils with epoxy painting	•	•	•	•	•	•	•	•	•	•	•
250 - Coils protection nets (kit)	-	-	-	-	-	-	-	-	-	-	•
1003 - Water mesh filter (kit)	•	•	•	•	•	•	•	•	•	•	•
171 - Rubber antivibration holders (kit)	•	•	•	•	•	•	•	•	•	•	•
920 - Remote control kit	•	•	•	•	•	•	•	•	•	•	•
923 - Kelvin-Com MBUS/JBUS Serial board	-	-	-	-	-	-	-	-	-	-	-
962 - Kit modem GSM	•	•	•	•	•	•	•	•	•	•	•
957 - Plantwatch without modem	•	•	•	•	•	•	•	•	•	•	•
930 - Remote graphic terminal kit	•	•	•	•	•	•	•	•	•	•	•

OPTIONAL ACCESSORIES

KELVIN Clim A6	T22	T26	T33	T40	T49
Hydronic group with inverter pump	•	•	•	•	•
764 - Water tank	•	•	•	-	-
765 - Pipes water tank (kit)	•	•	•	-	-
1002 - Soft Starter	•	•	•	•	•
Ambient temperature sensor	•	•	•	•	•
Air/gas coils Cu/Cu	•	•	•	•	•
Air/gas coils with epoxy painting	•	•	•	•	•
250 - Coils protection nets (kit)	•	•	•	•	•
1003 - Water mesh filter (kit)	•	•	•	•	•
171 - Rubber antivibration holders (kit)	•	•	•	•	•
920 - Remote control kit	•	•	•	•	•
923 - Kelvin-Com MBUS/JBUS Serial board	-	-	-	•	•
962 - Kit modem GSM	•	•	•	•	•
957 - Plantwatch without modem	•	•	•	•	•
930 - Remote graphic terminal kit	•	•	•	•	•

• available accessory; - not available accessory

TECHNICAL DATA KELVIN Clim A6

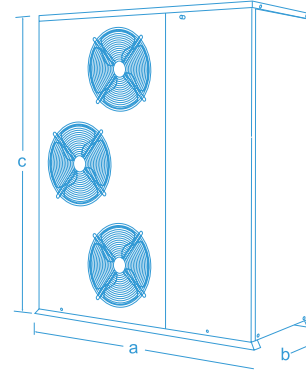
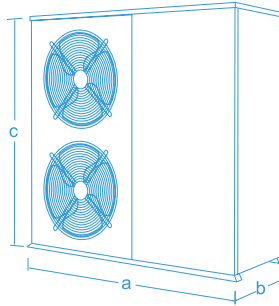
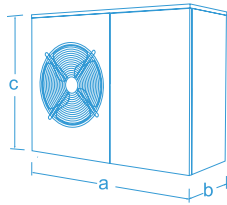
KELVIN Clim A6	M6	M7	M9	M11	T6	T7	T9	T11
Cooling capacity (1)kW	5,7	7,0	8,7	11,4	5,7	7,1	8,8	11,8
Unit power input kW	2,1	2,6	3,5	4,2	2,1	2,5	3,2	4,3
Evaporator water flow rate m ³ /h	1,0	1,2	1,5	2,0	1,0	1,2	1,5	2,0
Evaporator pressure drop kPa	7	8	9	18	7	8	9	19
Compressors	scroll	scroll	scroll	scroll	scroll	scroll	scroll	scroll
Quantity n.	1	1	1	1	1	1	1	1
Capacity steps n.	1	1	1	1	1	1	1	1
Axial fans AC n.	1	1	1	2	1	1	1	2
Total air flow rate m³/h	3000	3400	3400	6450	3000	3400	3400	6450
Air circuits n.	1	1	1	1	1	1	1	1
Refrigerant	R410A	R410A	R410A	R410A	R410A	R410A	R410A	R410A
Total refrigerant charge (optional excluded) kg	1,7	2,7	2,4	2,4	1,7	2,7	2,4	2,4
Gas circuits n.	1	1	1	1	1	1	1	1
Power supply V/Ph/Hz	+50/3/50	400/1/50	230/1/50	230/1/50	230/1/230N	+50/3/400N	+50/3/400N	+50/3/400N
Max unit operating current (FLA)A	16,6	19,6	23,6	27,6	6,1	6,6	8,6	10,6
Unit starting current (LRA) A	61,6	82,6	97,6	131,3	32,6	35,6	48,6	65,3
EER (1) kW/kW	2,73	2,70	2,46	2,74	2,77	2,89	2,70	2,74
ESEER	3,31	3,32	3,06	3,21	3,43	3,57	3,26	3,30
Sound power level [Lw] (2)dB(A)	66	66	66	69	66	66	66	69
Average sound pressure level [Lpm] (3) dB(A)	52	52	52	54	52	52	52	54
Net weight kg	85	100	105	125	85	100	105	125
Hydraulic connections								
Evaporator IN/OUT – ISO 1/228 – GØ	4/1 1	"1	"1	"1	"4/1 1	"1	"1	"1"

KELVIN Clim A6	T13	T15	T19	T22	T26	T33	T40	T49
Cooling capacity (1) kW	13,3	15,6	19,0	21,6	26,6	31,5	37,2	46,2
Unit power input kW	4,8	5,4	6,8	8,2	9,1	11,9	14,2	18,0
Evaporator water flow rate m ³ /h	2,3	2,7	3,3	3,7	4,6	5,4	6,4	7,9
Evaporator pressure drop kPa	20	20	22	22	23	25	37	39
Compressors	scroll	scroll	scroll	scroll	scroll	scroll	scroll	scroll
Quantity n.	1	1	1	1	1	1	1	1
Capacity steps n.	1	1	1	1	1	1	1	1
Axial fans AC n.	2	2	2	2	3	3	2	2
Total air flow m³/h	6000	6350	6800	6800	10200	10200	16000	19000
Air circuits n.	1	1	1	1	1	1	1	1
Refrigerant	R410A	R410A	R410A	R410A	R410A	R410A	R410A	R410A
Total refrigerant charge (optional excluded) kg	3,3	3,8	4,2	4,8	5,9	6	7,2	7,9
Gas circuits n.	1	1	1	1	1	1	1	1
Power supply V/Ph/Hz	+50/3/400N	+50/3/400N	+50/3/400N	+50/3/400N	+50/3/400N	+50/3/400N	+50/3/400N	+50/3/400N
Max unit operating current (FLA) A	12,4	15,6	16,8	18,8	22,2	31,6	39,8	46,8
Unit starting current (LRA) A	65,3	75,3	102,3	129,3	140,9	141,9	174	225
EER (1) kW/kW	2,79	2,89	2,79	2,62	2,93	2,64	2,62	2,56
ESEER	3,18	3,39	3,25	3,08	3,42	3,11	3,19	3,16
Sound power level [Lw] (2) dB(A)	69	69	74	74	76	76	81	86
Average sound pressure level [Lpm] (3) dB(A)	54	59	59	59	60	60	65	69
Net weight kg	145	155	245	250	320	325	352	433
Hydraulic connections								
Evaporator IN/OUT – ISO 1/228 – G Ø	2/1 1	"2/1 1	"4/1 1	"4/1 1	"4/1 1	"4/1 1	"4/1 1	"4/1 1"

1. Referred to chilled water temperature 12/7°C – 0% glycol solution; air temperature to the condenser 35°C. Fouling factor of the exchangers 0,043 m²oK/kW.
2. Sound power level [Lw] according to ISO EN 9614 – 2.
3. Average sound pressure level [Lpm] 1m far according to ISO EN 3744.

DIMENSIONS (mm)

KELVIN Clim A6		M6	M7	M9	M11	T6	T7	T9	T11	T13	T15	T19	T22	T26	T33	T40	T49
a	mm	900	900	900	900	900	900	900	900	900	900	1450	1450	1450	1450	1508	1758
b	mm	370	370	370	370	370	370	370	370	370	420	550	550	550	550	613	613
c	mm	640	940	940	1240	640	940	940	1240	1240	1390	1200	1200	1700	1700	1700	1700



● Note

